

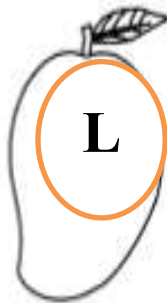
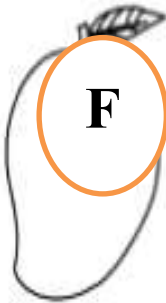
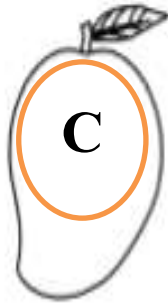




Jr.KG

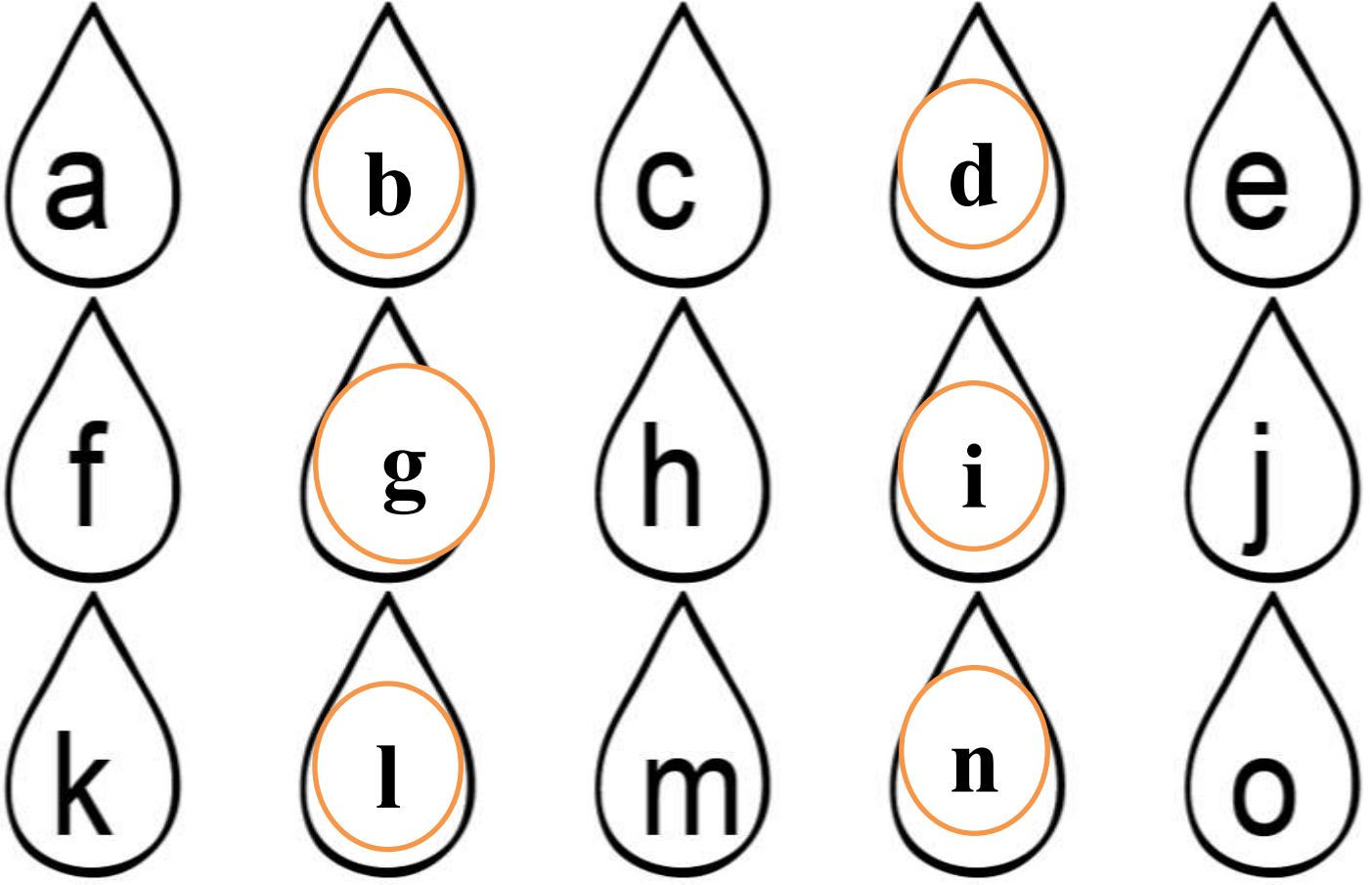
Half yearly assignment 20-21

Sub: English

1. Fill in the missing upper case alphabets.



2. Fill in the missing lower case alphabets.



3. Circle the matching lowercase letter in each row.

A	k	h	q	w	a	n
B	w	v	b	y	o	r
C	a	c	g	t	z	e
D	n	k	o	d	i	j
E	v	b	r	m	s	e
F	h	a	c	e	f	s
G	g	y	z	i	m	j
H	q	n	o	h	t	f

4. Write the before alphabets.

A

B

F

G

D

E

N

O

I

J

K

L


M

N

C

D

5. Colour the picture



6. Match the alphabets with the picture.




E

C

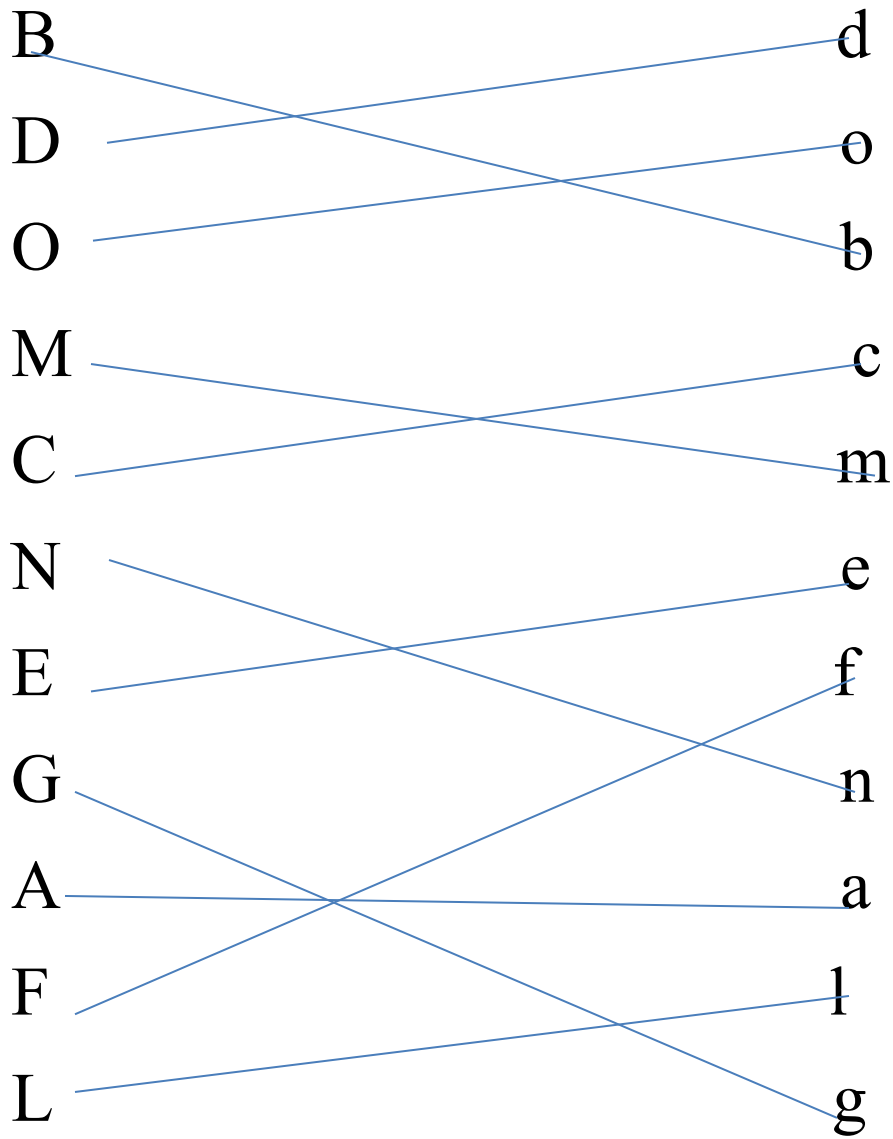
F

P



















O



7. Match the lower case alphabets with upper case alphabets.

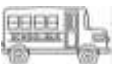











8. Match the picture with the alphabets.

A			
B			
C			
D			
E			
F			

Connections: A red line connects the dot for 'A' to the dot for 'F'. Blue lines connect the dot for 'B' to the dot for 'C', 'C' to 'D', 'D' to 'E', 'E' to 'F', 'F' to 'A', 'A' to 'B', 'B' to 'E', and 'E' to 'D'.

9. Look at the picture and write its beginning letter.

- | | |
|---|---|
| 1. <u>B</u> us  | 6. <u>F</u> an  |
| 2. <u>B</u> ag  | 7. <u>D</u> og  |
| 3. <u>C</u> ow  | 8. <u>E</u> ye  |
| 4. <u>C</u> ap  | 9. <u>E</u> gg  |
| 5. <u>D</u> oll  | 10. <u>O</u> wl  |

10. Join the dots and colour the picture.

